

PRODUCT DATA SHEET

October, 2007

EZ CLEAN FIXED AXLE MIX TANK

GENERAL INFORMATION

This tank has a smooth interior wall for easy cleaning.

WEIGHTS AND MEASURES

» Capacity:	480 BBL (20,160 gallons)
» Height:	11'-2" (grade to roof deck) 14'-8" (grade to top of upright guardrails)
» Width:	8'-6" (between side runners)
» Length:	39'-9" (front nose to outside of rear stairway) 37'-6" (tank only)
» Weight:	31,650 lbs.

STRUCTURAL DESIGN

» Floor:	¼" thick ASTM A36 carbon steel (V-bottom)
» Sides/Ends:	¼" thick ASTM A36 carbon steel
» Top Deck:	¼" thick ASTM A36 carbon steel
» Wall Frame:	3/16"x3"x5" ASTM A36 formed channel
» Roof Frame:	3/16"x3"x5" ASTM A36 formed channel

FEATURES

» Relief Valve:	16 oz./in ² pressure setting, 0.4 oz./in ² vacuum setting; Buna-N seal.
» Valves:	1-Front & 1-Rear: 6"- wafer butterfly valve. Cast iron body, Buna-N seat & seals, 316 SS stem, Nylon 11 coated ductile iron disk w/ plug and chain.
» Front Piping Connections:	<u>Bottom Drain:</u> 6"-150# flanged nozzle and butterfly valve <u>Inlet/Outlet:</u> 2 - 4"-150# raised face flange with blind flange (chained) <u>Steam Coil:</u> 2 - 3"-150# raised face flange with blind flange (chained) <u>Thermowell:</u> 2 - 2"-150# raised face flange (chained) with ¾" threaded plugged coupling for probe insertion. One on lower vertical wall and one on upper vertical wall.
» Rear Piping Connections:	<u>Bottom Drain:</u> 6"-150# flanged nozzle and butterfly valve <u>Inlet/Outlet:</u> 2 - 4"-150# raised face flange with blind flange (chained)
» Roof Deck Connections:	<u>Vapor Recovery:</u> 4"-150# flange (blinded) <u>Gauging Port:</u> 4" flange (blinded) with 2" threaded plugged port in blind flange. <u>Top Fill:</u> 4"-150# flange (blinded)
» Heating Coils:	3" sch. 80 pipe with 105 ft ² of surface area
» Guardrails:	Top deck, fold-down, 1¼" x 1¼" square tubing.

FEATURES – cont.

» Interior Access:	2-50" long x 32" wide hinged vapor-proof marine-style hatches with neoprene gaskets and removable fall protection grid.
» Roof Access Stairway:	Rear mounted – lower section folds up for transport and down for use. Stairway includes handrails.
» Internal Ladder:	One; mounted below front-end interior access hatch on roof deck.
» Level Indication:	Ball style with 2-8" 304 SS floats with pointer-indicator on front endwall. Floor supports hold floats ½" off floor. [One 2" plugged connection for optional electronic gauge on top deck.]
» Electric Motors:	Four Marathon 10 hp., type TGS, 215TC frame, 230/460 volts, 60 HZ, 3 phase, 1755 RPM, 25/12.5 F.L. amps, 1.0 service factor, EPFC enclosure, 60°C max. ambient temperature.
» Gearboxes:	Model KAF87AM215TC, reduction ratio 24.92:1 (Input speed:1744 RPM, Output speed: 70 RPM). 2-3/8" dia. output shaft.
» Mixer Shafts:	4- 80" long x 2-3/8" diameter, ASTM A1018.
» Mixer Blades:	<u>Long (bottom) Blades:</u> 1/2" thk. X 6" wide x 17" long (41" swing path dia.) <u>Short (upper) Blades:</u> 1/2" thk. X 6" wide x 11-5/8" long (30-3/8" swing path dia.) One set of each per each mixer shaft. Material is ASTM A514.(Flow direction is downward)
» Axle:	77½ track straight, non steer, 19,000# capacity.
» Suspension:	Silent Drive, 3 air-bags with manual release.

SURFACE DETAILS

» Exterior Coating:	High gloss polyurethane
» Interior Coating:	None

ELECTRICAL SPECIFICATIONS

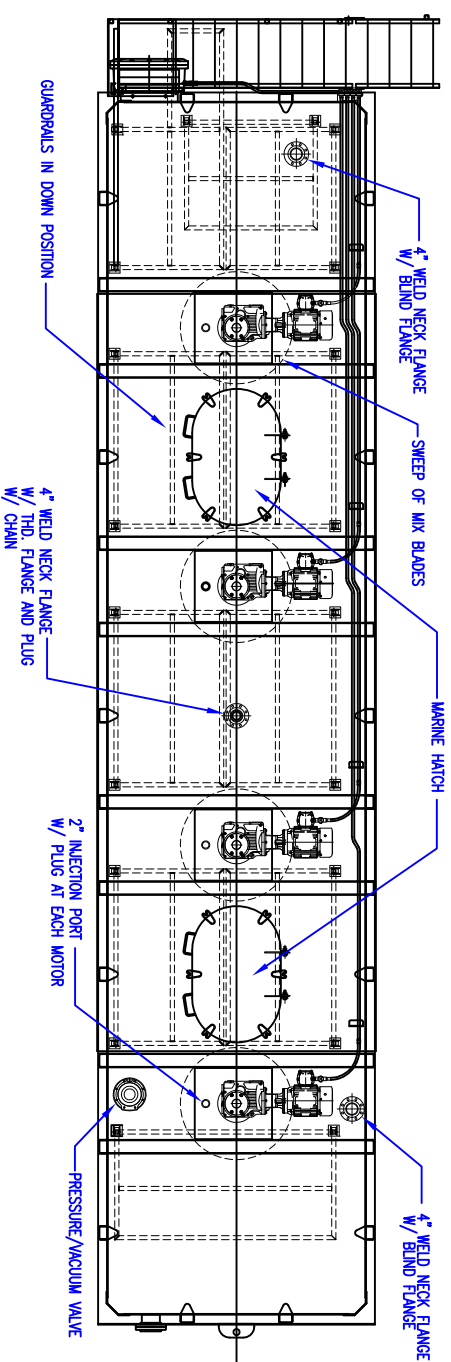
» Power Supply:	480V ±5%, 3-phase regulated voltage & current supply capable of supplying 60A min. (by customer)
» Motor Control:	NEC and OSHA compliant control panel on front wall of tank.

TESTS/CERTIFICATIONS

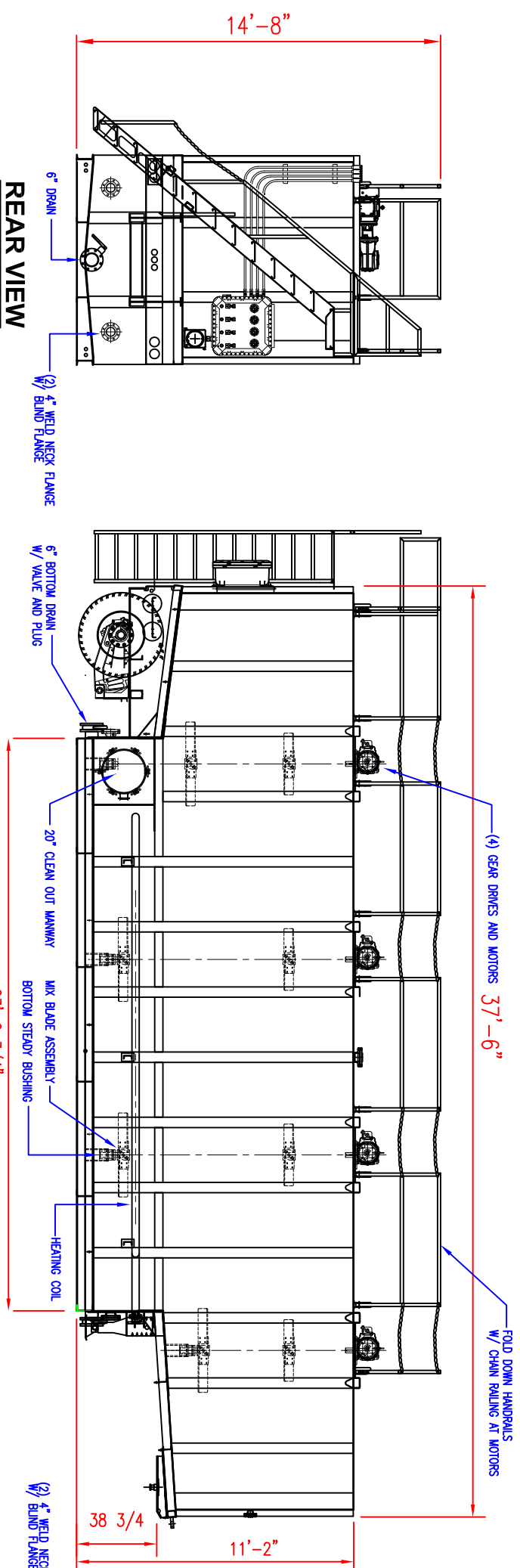
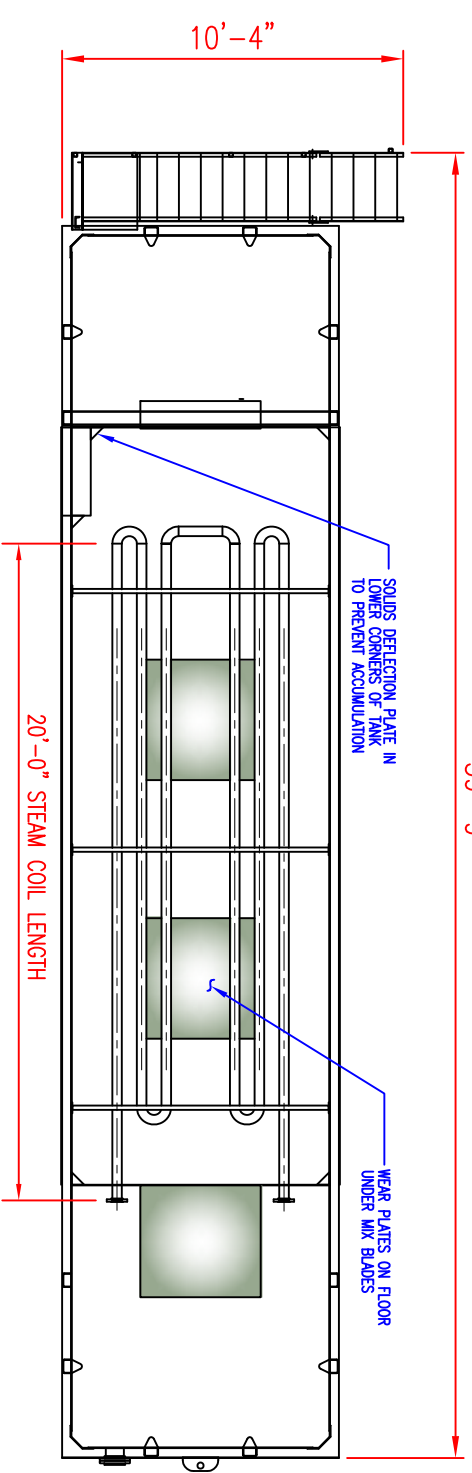
» Tests Performed:	Hydrotest, electrical checks, and air pressure test of coil by mfr. Level I, II and III inspections on a scheduled basis by Baker.
--------------------	------------------------------------------------------------------------------------------------------------------------------------

To the best of our knowledge the technical data contained herein are true and accurate at the date of issuance and are subject to change without prior notice. No guarantee of accuracy is given or implied because variations can and do exist. NO WARRANTY OR GUARANTEE OF ANY KIND IS MADE BY BAKERCORP, EITHER EXPRESSED OR IMPLIED.

TOP VIEW - ROOF DECK

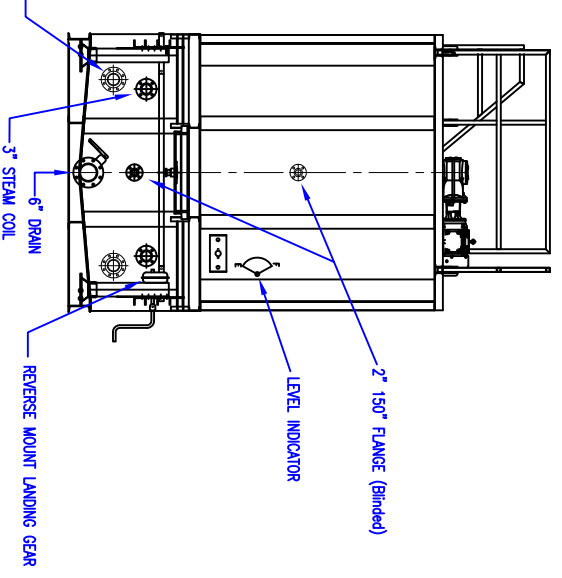


INTERIOR VIEW



CURBSIDE VIEW

FRONT VIEW



SPECIFICATIONS:

- 1) Tank Capacity: 20,160 gallons (480 BBL)
- 2) Tank Weight: 32,000 lbs. approx (empty)

NOTES:

1. This drawing is a baseline representation for this model of tank. Variations between this drawing and the actual equipment in the field can and do exist, primarily with appurtenance locations, sizes and quantities. Consult your local BakerCorp representative if specific needs exist.
2. THIS TANK IS NOT DESIGNED FOR TRANSPORTING LIQUIDS. It should be moved only when empty.
3. This tank is equipped with a pressure/vacuum relief valve set at 1.0 lbs/sq. in. pressure and 0.4 oz/sq.in. vacuum.

The information contained herein is proprietary to BakerCorp and shall not be reproduced or disclosed in whole or in part, or used for any design or manufacture except when user obtains direct written authorization from BakerCorp.

BAKER CORP 3020 OLD RANCH PARKWAY
SEAL BEACH, CA 90740-2751

SCALE: Do Not Scale SIZE: B ORIGINAL DWG. DATE: 30MAY07

DRAWN BY: P.J.B. APPROVED BY: -- CAT/CLASS: --

TITLE: EZ CLEAN FIXED AXLE MIX TANK SHEET 1 OF 1

DRAWING NO. S-2-M0016-1- REV. 0

REV.	DESCRIPTION	DATE	BY
A			
B			
C			
D			
E			
F			
G			